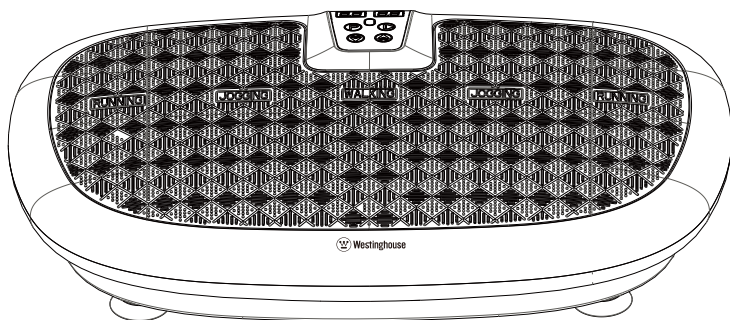


甩脂机
使用说明书
(MB01)
(130201)



感谢您购买本产品，使用前，请仔细阅读本使用手册，以确保正确操作及使用。

请妥善保管本使用手册，以便日后查询。

目录/CONTENTS

安全注意事项	2-3
产品名称和功能说明	4-6
控制器的名称和功能	7
使用方法	8
产品的清洁与保养	9
常见问题及解决方案	9
保修卡、合格证	10
英文说明书	11-18

安全

使用环境

1. 请勿在潮湿或灰尘多的环境下使用本产品，以避免发生触电或机器故障。
2. 请勿在室温高于40°C的环境下使用本产品。
3. 请勿将产品放置于户外或太阳直射的地方。
4. 请将本产品放置于平坦的地面上。

不适宜使用本产品的人士

如果您有以下情况，在使用本产品前请咨询医生。

- *正在接受医生治疗或身体不适者。
- *恶性肿瘤患者。
- *孕妇或正处于生理期的女性。
- *心脏病患者。
- *骨质疏松患者。
- *使用心脏起搏器等电子仪器的体内植入者。
- *10周岁以下的儿童，60岁以上的老年人。
- *有假肢或腿脚不便者。
- *对于振动或剧烈运动不适者。
- *使用前请将手表，手镯，手机等贵重物品及钥匙，小刀等尖锐物品取下以免损坏物品或者造成身体伤害。
- *请勿在使用时吸烟。
- *请勿将本产品和其他的医疗设备一起配合使用。
- *请勿将本产品用于医疗目的。
- *请勿在饭后或酒后使用本产品。
- *在使用本产品时，请勿让儿童或者宠物靠近，严禁将手指或其它异物伸入中盖与底座之间的间隙中。
- *本产品承重120kg,超过该体重的人士请勿使用。
- *本产品仅限一人使用，请勿两人或两人以上同时使用。

出现以下状况请停止使用

下列情况应立即停止使用产品，并关闭电源，将电源线拔离插座：

- *意外将水或其它液体泼溅到产品或遥控器上。
- *相关配件破损或内部出现异响。
- *在使用期间感觉到身体异常或局部疼痛。
- *突然断电。

禁止

禁止私自对本产品分解，拆卸、改装，以避免触电或导致机器故障，如有问题请及时与生产商或当地经销商联系。

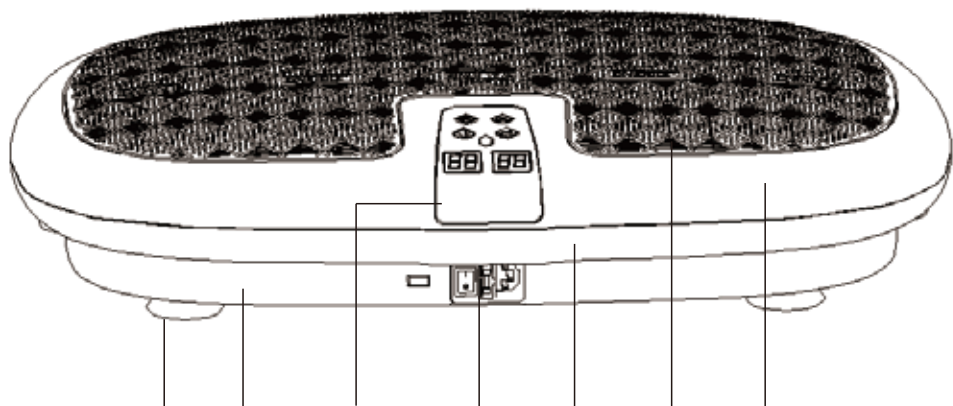


关于电源插头及电源线

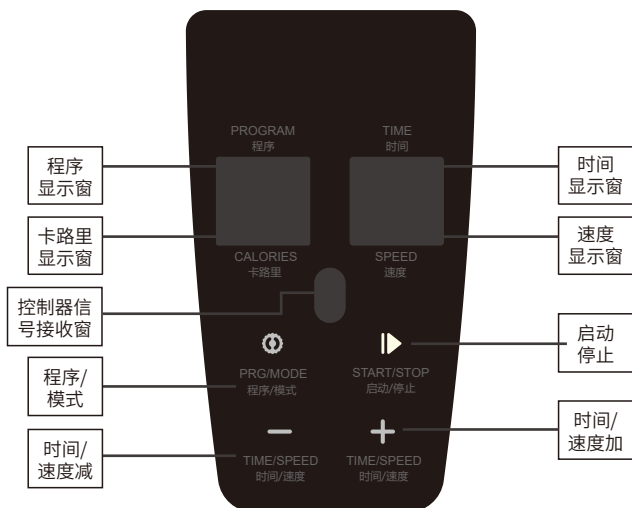
- *使用前请检查电压是否符合产品要求。
- *请勿用潮湿的手插拔电源插头，以避免触电。
- *插头拔离插座时，请紧握电源线的插头拔出。请勿用力拉扯，弯折，扭曲电源线。
- *停电或长期不使用时，请关闭电源开关，拔掉电源插头。
- *如果电源线破损时，请立即停止使用，关闭电源开关，将电源线拔离电源插座并联系专业维修人。

塑身机不仅可以快速减去体内多余脂肪，还可以达到强身健体的作用。它采用运动科学中的平衡侧动，振幅叠加原理。让全身的脂肪运动起来，从而消耗热量，清除体内囤积的过量脂肪。每天您只需要使用5-10分钟，所消耗的热量相当于您慢跑1小时所消耗的热量，相当于跑步运动30倍的速度燃烧卡路里。让您轻轻松松就可以雕塑完美身材。本产品的设计非常人性化，它的振动速度可从1档到40档自由调节运行，无论男女老少都可以选择自己适合的振动频率，使用方便，效果明显。而且它利用这种高频率低振幅的振动方式，还可以达到改善风湿所引起的腿脚不灵活以及老年人由于长时间没走路所引起的走路双腿不平衡现象，治疗效果已得到各界肯定。像亚州电视台都有相关报道。是全家老少都可以使用的保健运动品。运动可以帮您减去多余脂肪，而不是让您节食，腹泻，所以它不反弹。而且使用活氧发动机，每天只需5-10分钟，就相当于你慢跑1小时所消耗的卡路里。5分钟的时间你绝对能够腾出来。利用好这5分钟，不仅帮你（男士）：拥有强壮、健美的体魄；（女士）：帮你拥有迷人的身材，还可加速您的新陈代谢，延缓衰老。您绝对可以放心使用本产品，拥有它相当于拥有健康，拥有美丽，拥有自信。

产品的名称和功能



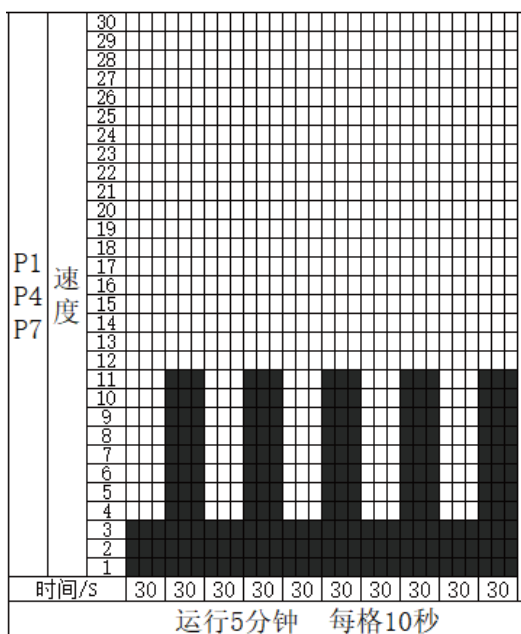
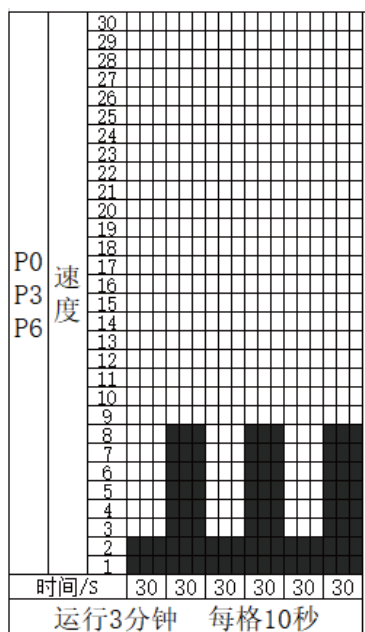
脚垫 下壳 显示面板 电源插座 中壳 脚踏皮 上壳

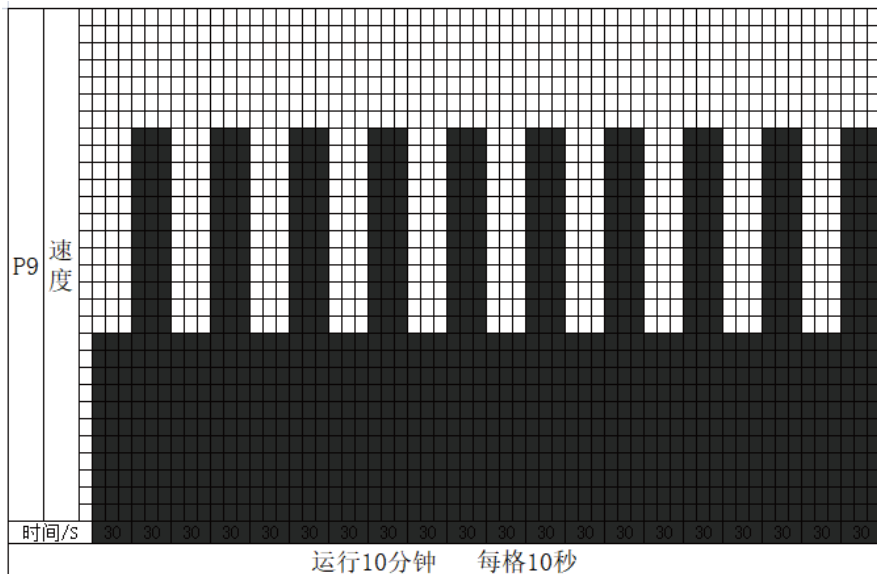
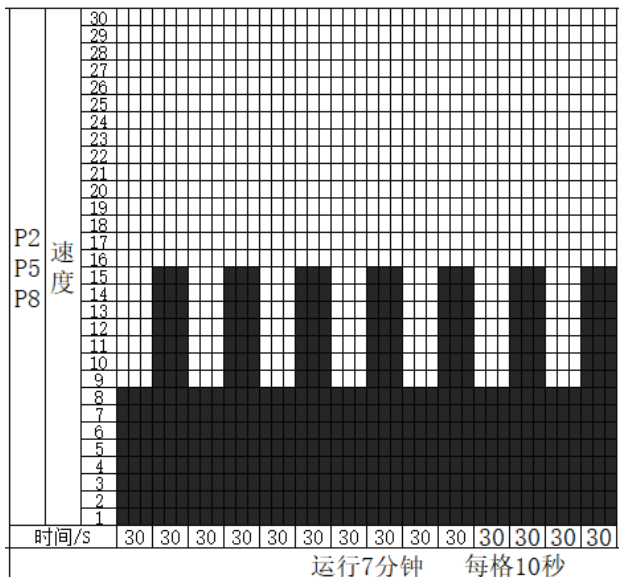


窗口显示

1. CALORIES :卡路里显示0-280;
2. PROGRAM :模式窗口显示, H、L、HL,自动P0-P1-P2-P3-P4-P5-P6-P 7-P8- P9 H:摇摆 L:振动 HL:振动+摇摆;
3. REMOTE:遥控器信号接收窗;
4. SPEED: 档位显示1-30档;
5. TIME: 时间显示,1-10分钟, 开机倒计时3-2-1秒;
6. **—** 速度和时间调整按钮, 手动模式下, 速度(30-1档)、运行时间(10-1分钟);
7. **+** 速度和时间调整按钮, 手动模式下, 速度(1-30档)、运行时间(1-10分钟);
8. **⌚** 依次显示;
9. **▶** 启动停止按钮。

自动模式运行示意图





P9:摇摆+振动(采用4段)

遥控器的名称和功能:



注: 遥控器需要对准遥控窗口

H是摇摆电机开

L是振动电机开

HL是摇摆+振动电机开

使用方法

1. 双腿分开,与肩同宽,直立,可加强腰部和臀部等重要部位的振动。



2. 膝盖弯曲站立于产品上,可对大腿部位做有效振动。



3. 坐在椅子或沙发卡将双腿放置于产品两边,可同时对大腿和小腿振动。



4. 坐在地毯上小腿放置于产品上,身体略后倾,双手支撑,可针对小腿振动按摩。



5. 两臂分开,双手置于产品上,双膝跪在地毯上,身体前倾,可针对肩关节进行振动按摩。



机体表面清洁

清洁之前, 请确认电源开关已经关闭, 电源插头已经从插座拔出,脚踏皮和外壳可用含清洁剂的湿布进行清洁, 然后用干布小心擦除清洁剂。

注意

切勿使用苯、稀释剂、酒精、汽油等具有腐蚀性和挥发性清洁产品否则可能会造成产品喷漆褪色或内部结构腐蚀, 开裂等。

遥控器

用湿布清洁遥控器可能造成故障, 因此只能用干布清洁遥控器。

产品保养

确认电源开关关闭, 电源插头已经从插座拔出, 擦去产品的灰尘和污垢, 保持产品清洁并远离高温, 潮湿的场所, 如果长时间不用, 请用防尘罩(自行购买)套住, 防止灰尘落入。

常见问题及解决方法

S/N	现象	可能原因	处理方法
1	无法开机	电源插头没有插好	插好电源插头
		产品电源开关未打开	打开电源开关指示灯亮
		瞬间电流过大, 保险丝熔断	更换同型号的保险丝
2	机器工作中发出"咻咻"或"哒哒"的声音	这是机器运转时发出的声音, 而非机械故障, 属正常工作声音	无需处理
3	手控器操作, 机器无反应	手控器电池没电	更换电池
		手控器遥控距离太远	红外感应的有效范围为2.5M
4	使用过程中停止	默认工作时间到 电机过载保护	间隔10分钟后再次开机使用 电机冷却后会 自动运转
5	无法正常操作	可能执行命令过于频繁	关闭电源, 重新启动

保修卡

型号			
保修期	年	月	日至 年 月 日止
购买人	姓名		电话
	地址		
销售单位	名称		电话
	地址		
售后服务说明	<p>1.保修条款 a 自购买之日起，保修期为一年，保修期间免费保修（不可抗因素、人为造成除外）。 b 购物附带的赠品不在保修范围。</p> <p>2.零配件 保修期外，配件按市价收取费用。</p> <p>3.售后联系方式 服务电话：400-839-8877</p>		



Service environment

- * Do not use the product in the humid or dusty environment to avoid electric shocks or machinery breakdowns.
- * Do not use the product at a room temperature over 40 °C.
- * Do not place the product outdoors or in the sun.
- * Place the product on the flat ground. The product is not suitable for the following persons who are supposed to consult doctors before using the product:
 - * Persons receiving medical treatment or with some discomfort.
 - * Patients with malignant tumors.
 - * Pregnant women or women in the menstrual cycle.
 - * Persons with heart diseases.
 - * Persons with osteoporosis.
 - * Persons with electronic instruments (like cardiac pacemakers) implanted in the body.
 - * Children under 10 years old and the elderly over 60 years old.
 - * Persons with artificial limbs or the disabled.
 - * Persons feeling discomfort with vibration or strenuous exercise.
- * Before using the product, remove all valuables like watches, bracelets and cell phones and all sharp items like keys and knives, to avoid damage to the product and prevent personal injuries.
- * Do not smoke when using the product.
- * Do not use the product together with other medical devices.
- * Do not use the product for medical purpose.
- * Do not use the product after meals or drinking.
- * Keep children or pets away from the product when using it. Never put your fingers or other foreign matters into the gap between the cover and the base.
- * Ensure that persons weighing over 120kgs (the load limit of this product) do not use the product.
- * Ensure that only one person (two or more persons are not allowed) uses the product simultaneously.

Prohibition

It is prohibited to disassemble, dismantle and modify the product without permission to avoid electric shocks or machinery breakdowns. For any questions, contact the manufacturer or local dealer.

In case of one of the following, stop using the product immediately, turn the power off and unplug.

it:

- * Water or other liquid is splashed on the product or on its remote control by accident.
- * Relevant parts are damaged or abnormal sounds are heard inside the product.
- * One feels discomfort or local pain when using it.
- * Power is lost suddenly.

About power plug and power cable

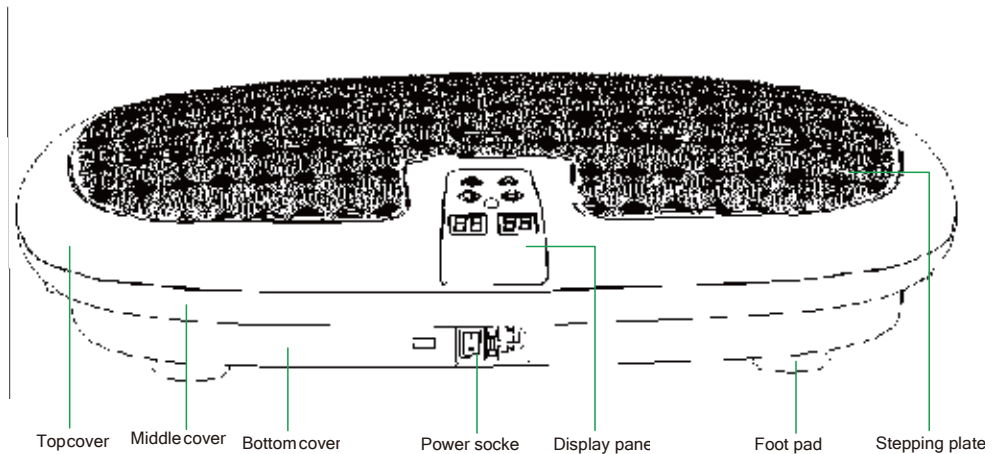
- * Before using the product, check whether the voltage is up to the requirement.
- * Do not connect/disconnect the power plug with wet hands to avoid electric shocks.
- * Disconnect the power plug from the socket by holding on to the plug. Do not drag, bend or twist the power cable hard.
- * Turn off the power switch and disconnect the power plug during power failure or for long-time nonuse.
- * If the power cable is damaged, stop using the product immediately, turn off the power switch, disconnect the power cable from the socket and contact maintenance professionals.

A body slimmer can not only remove unwanted fat rapidly, but also help you keep fit. On the principles of balanced lateral movement and vibration superposition in sports science, it burns calories and remove excessive fat accumulated in your body. Calories burned by using the product for 5-10 min every day are equivalent to those burned by jogging for an hour, namely, it burns calories at the speed over 30 times as jogging does, giving you a perfect body shape easily. Its user-friendly design allows the user (regardless of his age and sex) to adjust the vibration speed from Position 1 to Position 20 so as to select the most suitable vibration frequency. It is

easy to use and realizes obvious effects. Moreover, its high-frequency low-amplitude vibration mode can correct trouble with walking caused by rheumatism and imbalance walking that the elderly not walking for long time are faced with; the effect of such correction is widely recognized, as Asia Television reports. This is a healthcare product suitable for your whole family; it can help you remove excessive fat by doing exercise instead of going on diets or having diarrhea, so it will keep your weight off. Additionally, calories burned by using our oxygen sports machine for 5-10 min every day are equivalent to those burned by jogging for an hour. Just make 5 min for it every day, and you will not only sculpture a strong and muscular body (in case of men) or shape a slender figure (in case of women), but also accelerate your metabolism and slow your aging. This safe product that you can use without any worries will bring you health, beauty and confidence.

Name and function of product

B15 body slimmer



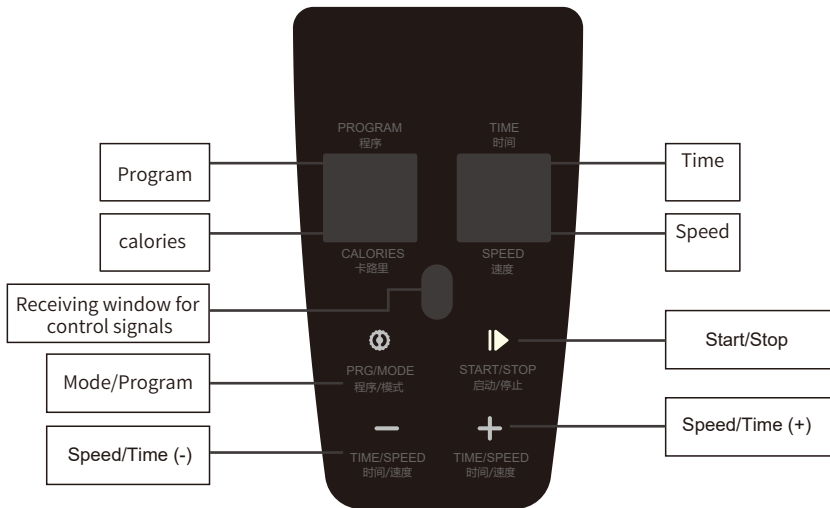
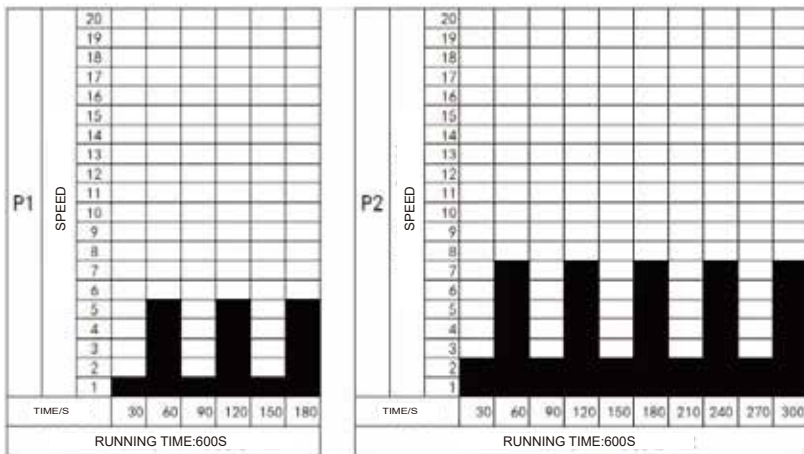
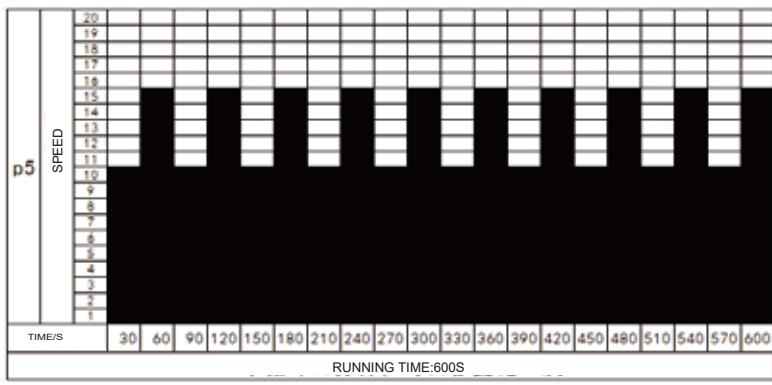
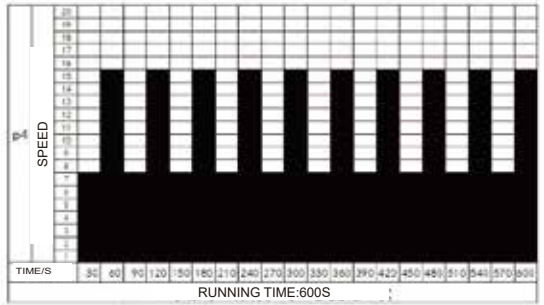







Diagram of operation in automatic mode :





1. TIME/ PRG/: displaying the time and manual mode 88/automatic mode (p1-p2-p3-p4-p5) respectively.
- 2.TIME/PRG/: indicating the operation time and program;
- 3.SPEED: indicating the operation speed displayed as Position 1 to Position 20.
4.  Touch button for program/mode: realizing the switchover between the manual mode 88 and the automatic mode P1-P2-P3-P4-P5.
5.  Touch button for start/stop;
6.  Touch button for time/speed adjustment: adjusting the speed (Position 20 to Position 1) and operation time (10 min to 1 min) in the manual mode;
7.  Touch button for time/speed adjustment: adjusting the speed (Position 1 to Position 20) and operation time (1 min to 10 min) in the manual mode;

Program mode

Manual mode selection key, press before starting, mode back to 888

Power on key, click on the power on, and then click on the power off

Speed up the key, press the speed to add a gear, press not to add, 1-30 gear

Automatic program selection key, before starting, press once automatic program transformation once, P4. P5. P6. P7. P8. P9 and so on

Start/stop, press start and then press stop

Run time setting key: press once in H, L and HL modes before starting time minus 1 minute, press continuously minus, range 10-1 minutes

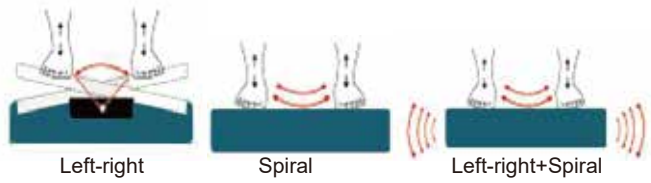
Decelerate key, press speed to reduce a gear, press not to put even reduce, 30-1 gear

Speed shortcut key, in H, L, HL mode, after the start, press the speed quickly rise to 10 gear

Speed shortcut key, in H, L, HL mode, after the start, press the speed quickly rise to 20 gear

Speed shortcut key, in H, L, HL mode, after the start, press the speed quickly rise to 30 gear

Run time setting key, before starting in 888 mode, press time onceAdd 1 minute, press and hold, for 1-10 minutes



The effective reception range of the remote control is 2 metres, the infrared emission indicator of the controller should be aligned to the receiving window on the display of the unit.

METHOD OF APPLICATION

1. Stand upright with your feet at the same width as the shoulders, which can strengthen vibrations at key positions such as the waist and two arms.



2. Stand on the machine with your knees bent, which can generate effective vibrations at the thighs



3. Sit in the chair or sofa with your legs on both sides of the machine, which can generate vibrations at the thighs and shanks simultaneously.



4. Sit on the carpet, with your shanks on the machine, your body backward a little (supported with two hands), which can generate vibration at the shank



5. Keep your arms separate and put two hands on the machine, with knees on the ground, which can generate vibration at the shoulder joints.



Product effect:

Body shaping: through balanced high-frequency vibration supported by different body postures, the product stimulates your muscular tissues and removes accumulated fat to build muscular elasticity and shape your body, thus bringing you a perfect body figure as well as vigor and confidence.

Body building: based on traditional Chinese essence in body building, such as horse stance in Kung Fu, sitting still in Buddhism and mediation in Taoism, the product advocates the advanced concept of static sports, and builds your body by completely relaxing your mind without the bother of leaving home, relieving aches and pains, eliminating fatigue, regulating vital energy and blood, improving your body circulation system.

METHOD OF APPLICATION

Machine surface cleaning

Before cleaning the machine, make sure that the machine is turned off and the power plug is disconnected from the socket. Clean the stepping plate and enclosure with a wet cloth soaked with detergent, and then remove the detergent carefully with a dry cloth.

Notes: Do not use corrosive and

volatile cleaning products, including benzene, diluents, alcohol and gasoline, otherwise the paint on the product will fade, or internal structure of the product will be corroded or cracked.

Remote control

Clean the remote control with a dry cloth, since cleaning it with a wet cloth may cause failures.

Product maintenance

After confirming that the power switch is turned off and the power plug is disconnected from the socket, remove dust and dirt on the product, and keep the product clean and away from high temperature. If the product is placed in a damp place where it is not used for a long time, cover it with a dust proof cover (not included) to avoid the entry of dust.



Westinghouse Unlimited Sports Equipment (Shanghai) Co., Ltd
西屋无界运动器材(上海)有限公司

服务专线: 400-839-8877
上海市新骏环路188号5号楼302室

®**W**, WESTINGHOUSE, and INNOVATION YOU CAN BE SURE OF are trademarks of Westinghouse Electric Corporation. Used under license by Westinghouse Unlimited Sports Equipment (Shanghai) Co., Ltd. All Rights Reserved.

®**W**, WESTINGHOUSE, and INNOVATION YOU CAN BE SURE OF 是西屋电气公司的商标, 经西屋无界运动器材(上海)有限公司授权使用, 保留所有权利。